

STAY SAFE ONLINE

Busy Bees.
Education and Training



BE SMART

- S** **SAFE** Stay Safe online by not sharing your personal information.
- M** **MEET** Do not meet anyone who you have only become friends with online on your own. If you are meeting someone new go with a family member or friend. Ensure you share your location with others and meet in a busy environment.
- A** **ACCEPT** Do not accept messages and friend request from people you do not know. Make use of the privacy settings on all of your social media accounts.
- R** **RELIABLE** Not everything online is reliable. People online are strangers, and you can't always trust everything they say.
- T** **TELL** Tell a someone you trust if anything happens online that you do not like, and ensure you report effectively and immediately.

KEEP IT PRIVATE

When on the internet you must keep your personal details private. Otherwise, others online could find them and use the information.

Your password should be:

- Easy to remember but hard for others to guess
- Changed regular
- Different for every account
- A mixtures of letter, numbers and special characters.

KEEP PERSONAL DETAILS PRIVATE

Personal information includes:

- Phone number
- Address
- Age
- Bank Details.

NEVER POST OR SHARE YOUR PERSONAL INFORMATION ONLINE!



To create a **strong password**, combine three random words that have a meaning to you.

BEWARE OF IDENTITY THEFT!!!

Criminals online may try to get your information so they can pretend to be you. This is called identity theft.

To stop this remember to:

- Never share things with strangers
- Only talk to people you know
- Keep your information private.

DIGITAL FOOTPRINT


A digital footprint is information about a person that exists on the internet. Your digital footprint shapes your online reputation.

Following Digital footprint


It's important to consider the impact of what we create, post or share online. Your online activity can often be seen beyond your intended audience and could include future employers.

- Could anyone feel insulted by my post?
- Am I portraying myself positively
- Who can see my posts
- Am I posting when feeling angry or upset.

Why don't you check your own Digital footprint by doing a simple web search of your name?



SOCIAL MEDIA SAFETY DO'S AND DONT'S

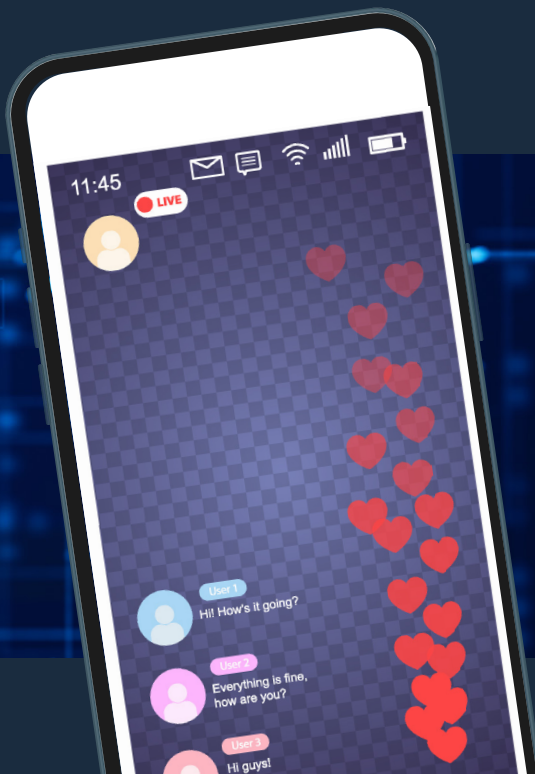


DO'S

- Think before you post
- Use your accounts privacy settings to control who can view your posts
- Post what you'd be happy for your family to see
- Be positive, informed, responsible and considerate.

DONT'S

- Don't argue, swear or post offensive content
- Don't post about illegal activities
- Don't post any confidential information
- Don't complain about a specific person.



LIVE STREAMING

Live streaming is when two or more people have live video conversations on social media or online streaming platforms.

This can be dangerous because strangers may target sites such as snap chat, Facebook live, to groom or abuse.

Make use of the privacy settings on all of your social media accounts so only people you know can join your Live Streams or view them.